





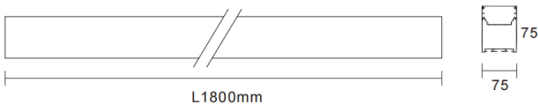
MLINE

| | | | | | |
|--------------|--|--|--|--|--|
| Item code | 86.L002.3492.02 | | | | |
| Product type | Indoor | | | | |
| Category | Linear Systems | | | | |
| Family | MLINE | | | | |
| Pictograms | <div><div></div><div>220 240 V</div><div>CRI 80</div><div>CE</div><div>Driver INCL.</div></div> <div><div>On Off</div><div>1-10V</div><div>IP 20</div><div>50000h L80B10</div></div> | | | | |

Dimensions

Product dimensions (mm)75x75X1800mm

Scheme



| | |
|----------------------------|---------------|
| Product | |
| Real power (W) | 50 |
| Real luminous flux (Lm) | 5000 |
| Luminous efficiency (Lm/W) | 100 |
| Beam angle (°) | 120 |
| Life time (h) | 50000h L80B10 |
| IP | 20 |
| U. G. R | <19 |
| Control gear | 0-10V Dim |
| Colour temperature (K) | 4000 |
| Colour consistency (SDCM) | SDCM<3 |
| CRI | 80 |